

GCL- NT12/66GDF

700-720W

**Bifacial Dual Glass
Monocrystalline Module**



720W

Maximum Power Output

23.18%

Maximum Module Efficiency

0~+5W

Power Output Guarantee

GCL Delivers Reliable Performance Over Time

- World-class manufacturer of crystalline silicon photovoltaic modules
- Fully automatic facility and world-class technology
- Rigorous quality control to meet the highest standard: ISO 9001, ISO 14001 and ISO 45001
- Tested for harsh environments (salt mist, ammonia corrosion and sand blowing test: IEC 61701, IEC 62716, DIN EN 60068-2-68)
- Long term reliability tests
- 2x100% EL inspection ensuring defect-free modules



Double glass structure is more reliable, with a 30-year power warranty



Non-destructive cutting, reduce potential micro crack risk

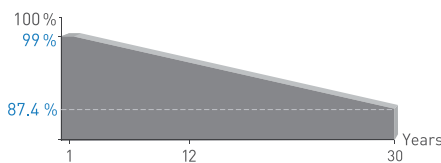


Sand blowing test, salt mist test and ammonia test passed to endure harsh environments



N type technology: The N-type module has better reliability and lower LID/LETID

Linear Performance Warranty



12 Year Product Warranty

30 Year Linear Power Warranty

0.40% Annual Degradation Over 30 years



Selected encapsulating material and stringent production process control ensure the product is highly PID resistant and snail trails free



Large size silicon wafer module can reduce the cost of PV support bracket, combining manifolds, cable, land and so on, thus thinning the LCOE

* Please refer to GCL standard warranty for details

Additional Insurance Backed by Swiss RE

* Please refer to GCL for details



Electrical Specification (STC*)

Maximum Power	P _{max} [W]	700	705	710	715	720
Maximum Power Voltage	V _{mp} [V]	40.06	40.27	40.46	40.65	40.84
Maximum Power Current	I _{mp} [A]	17.47	17.51	17.55	17.59	17.63
Open Circuit Voltage	V _{oc} [V]	47.74	47.93	48.12	48.36	48.58
Short Circuit Current	I _{sc} [A]	18.38	18.42	18.46	18.51	18.55
Module Efficiency	[%]	22.53	22.70	22.86	23.02	23.18

* Irradiance 1000W/m², Cell Temperature 25°C, Air Mass 1.5

Electrical characteristics with different power bin (reference to 10% Irradiance ratio)

Maximum Power	P _{max} [W]	755.9	761.5	766.7	772.4	777.6
Maximum Power Voltage	V _{mp} [V]	40.06	40.27	40.46	40.65	40.84
Maximum Power Current	I _{mp} [A]	18.87	18.91	18.95	19.00	19.04
Open Circuit Voltage	V _{oc} [V]	47.74	47.93	48.12	48.36	48.58
Short Circuit Current	I _{sc} [A]	19.85	19.89	19.94	19.99	20.03

Mechanical Data

Number of Cells	132 Cells (6×22)
Dimensions of Module L*W*H (mm)	2384×1303×33mm (93.86×51.30×1.30 inches)
Weight (kg)	38.3 kg
Front Side Glass	2.0mm (0.08 inches), Anti-Reflection Coating
Back Side Glass	2.0mm (0.08 inches), Heat Strengthened Glass
Frame	Anodized aluminium alloy
J-Box	IP68
Cable	4.0mm ² , Portrait: +300/-200mm length can be customized
Number of diodes	3
Connector	GCL-01/GCL-02/MC4-EV02/others
Wind/ Snow Load	2400Pa/ 5400Pa*
Bifaciality [%]	80±5

* For more details please check the installation manual of GCLSI

Temperature Ratings

Temperature Coefficient of I _{sc}	+0.045%/°C
Temperature Coefficient of V _{oc}	-0.25%/°C
Temperature Coefficient of P _{MAX}	-0.29%/°C


Maximum Ratings

Operational Temperature	-40~+85°C
Maximum System Voltage	1500V DC
Max Series Fuse Rating	35A

Packaging Configuration

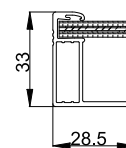
Module per box	33 pieces
Module per 40' HQ	594 pieces

Module Dimension

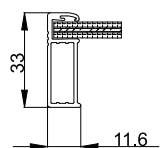


Tolerance:
Length:±2mm
Width:±2mm

Back View

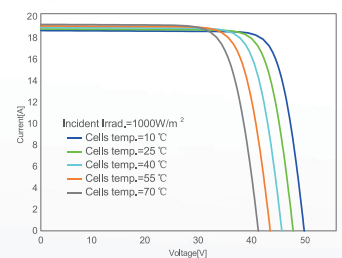


Long Frame
A-A

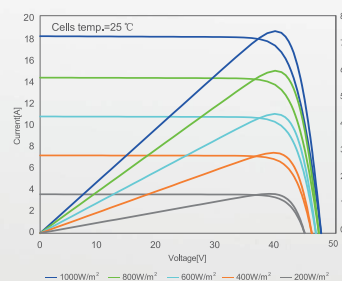


Short Frame
B-B

I-V Curve at Different Temperature (720W)



I-V/P-V Curve at Different Irradiation (720W)



CAUTION: READ INSTALLATION MANUAL BEFORE USING THE PRODUCT

Contact Us for More Information

website: www.gclsi.com email: nams@gclsi.com

