





**620W** **LB**  
Series





 Higher power generation better LCOE

 n-type with very Lower LID

 Better Temperature Coefficient

 Better low irradiance response

 12-year product warranty

 30-year linear power output warranty

**n-type Bifacial Double Glass  
High Efficiency Mono Module  
JAM66D45 LB**

**595 - 620**

### Comprehensive Certificates

- IEC 61215, IEC 61730
- ISO 9001: 2015 Quality management systems
- ISO 14001: 2015 Environmental management systems
- ISO 45001: 2018 Occupational health and safety management systems
- IEC 62941: 2019 Terrestrial photovoltaic (PV) modules - Quality system for PV module manufacturing



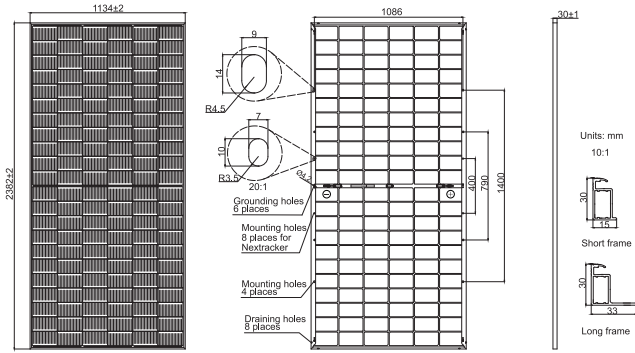


# 620W

# 595-620

**LB**  
Series

JAM66D45



Remark: customized frame color and cable length available upon request

Cell	Mono-16BB
Weight	33.1kg
Dimensions	2382±2mm×1134±2mm×30±1mm
Cable Cross Section Size	4mm <sup>2</sup> (IEC), 12 AWG(UL)
No. of cells	132(6×22)
Junction Box	IP68, 3 diodes
Connector	QC 4.10-351/ MC4-EVO2A
Cable Length (Including Connector)	Portrait: 300mm(+)/400mm(-); Landscape: 1500mm(+)/1500mm(-)
Front Glass/Back Glass	2.0mm/2.0mm
Packaging Configuration	36pcs/Pallet, 720pcs/40HQ Container

## ELECTRICAL PARAMETERS AT STC

TYPE	JAM66D45 -595/LB	JAM66D45 -600/LB	JAM66D45 -605/LB	JAM66D45 -610/LB	JAM66D45 -615/LB	JAM66D45 -620/LB
Rated Maximum Power(Pmax) [W]	595	600	605	610	615	620
Open Circuit Voltage(Voc) [V]	47.50	47.70	47.90	48.10	48.30	48.50
Maximum Power Voltage(Vmp) [V]	39.27	39.44	39.60	39.77	39.96	40.21
Short Circuit Current(Isc) [A]	15.90	15.95	16.00	16.05	16.10	16.13
Maximum Power Current(Imp) [A]	15.15	15.21	15.28	15.34	15.39	15.42
Module Efficiency [%]	22.0	22.2	22.4	22.6	22.8	23.0
Power Tolerance	0~+5W					
Temperature Coefficient of Isc(α <sub>Isc</sub> )	+0.046%/ C					
Temperature Coefficient of Voc(β <sub>Voc</sub> )	-0.260%/ C					
Temperature Coefficient of Pmax(γ <sub>Pmp</sub> )	-0.300%/ C					
STC	Irradiance 1000W/m <sup>2</sup> , cell temperature 25 °C, AM1.5G					

Remark: Electrical data in this catalog do not refer to a single module and they are not part of the offer.They only serve for comparison among different module types.

## ELECTRICAL CHARACTERISTICS WITH 10% SOLAR IRRADIATION RATIO

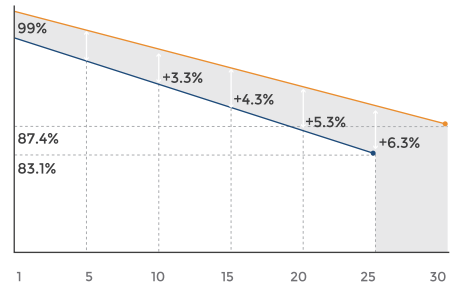
TYPE	JAM66D45 -595/LB	JAM66D45 -600/LB	JAM66D45 -605/LB	JAM66D45 -610/LB	JAM66D45 -615/LB	JAM66D45 -620/LB
Rated Max Power(Pmax) [W]	643	648	653	659	664	670
Open Circuit Voltage(Voc) [V]	47.50	47.70	47.90	48.10	48.30	48.50
Max Power Voltage(Vmp) [V]	39.27	39.44	39.60	39.77	39.96	40.21
Short Circuit Current(Isc) [A]	17.17	17.23	17.28	17.33	17.39	17.42
Max Power Current(Imp) [A]	16.36	16.43	16.50	16.56	16.62	16.65
Irradiation Ratio (rear/front)	10%					

\*For NexTracker installations, maximum static load please take compatibility approve letter between JA Solar and NexTracker for reference.  
\*\*Bifaciality=Pmax,rear/Rated Pmax,front

## CHARACTERISTICS

## Superior Warranty

1% 1st-year Degradation  
0.4% Annual Degradation Over 30 years

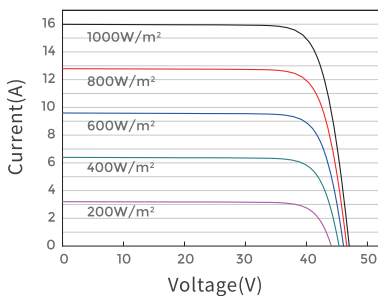


- n-type Bifacial Double Glass Module Linear Performance Warranty
- Standard Module Linear Performance Warranty

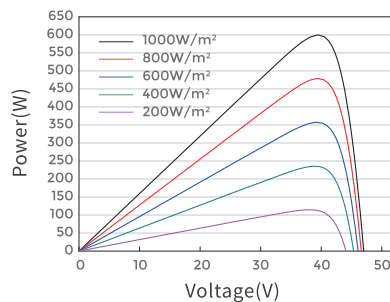
## OPERATING CONDITIONS

Maximum System Voltage	1500V DC
Operating Temperature	-40 °C ~+85 °C
Maximum Series Fuse Rating	35A
Maximum Static Load,Front*	5400Pa(112 lb/ft <sup>2</sup> )
Maximum Static Load,Back*	2400Pa(50 lb/ft <sup>2</sup> )
NOCT	45±2 °C
Bifaciality**	80%±10%
Fire Performance	UL Type 29

Current-Voltage Curve JAM66D45-600/LB



Power-Voltage Curve JAM66D45-600/LB



Current-Voltage Curve JAM66D45-600/LB

